


REINFORCED PA 6.6 INSULATED TERMINALS "KY" range, funnel entry



HALOGEN FREE

Description:

'KY' type terminals are designed to offer improved mechanical and electrical integrity under heavy-duty application. This is achieved via a Copper sleeve located between the Copper barrel and Polyamide insulation of the terminal. The funnel shape of this sleeve is designed to provide 'easy entry' of stranded conductor by smoothing the internal path. Then, during crimping, the insulation of the conductor is integrated into the crimp due to the Copper sleeve being deformed around it to maintain the level of 'grip' required in applications subject to continuous mechanical vibrations (e.g. mobile plant, vehicles, moving components).

Technical details:

- "KY" type terminals are manufactured from electrolytic Copper Cu-ETP CWO04A according to UNI EN 1652:1999 and are tin plated to a minimum thickness of 3µm.
- Main characteristics of the PA6.6 sleeve:

- DIELECTRIC STRENGTH (kV/mm)	: >16,5
- VOLUME RESISTIVITY (Ω/cm)	: >10 ¹³
- MAX OPERATING TEMPERATURE (°C)	: 105
- FLAMMABILITY' (UL-94)	: V-2
- DENSITY (g/cm ³)	: 1,14
- WATER ABSORPTION (%)	: 1,5
- BREAKING LOAD (N/mm ²)	: 77
- "KY" type terminals can be used within the following temperature range: - 20 ÷ + 105 °C (Surge + 110° C)
- "KY" type terminals can be stored at a minimum temperature not below - 40°C.

Cembre SpA

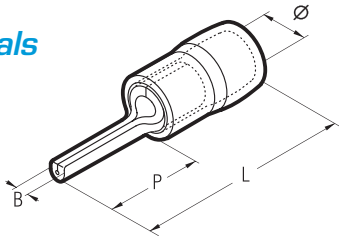
Via Serenissima, 9 - 25135 Brescia (Italy)




Tel.: +39 030 36921 - Fax: +39 030 3365766

Web: www.cembre.com - Email: info@cembre.com

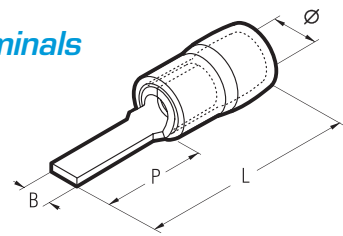
REINFORCED PA 6.6 INSULATED TERMINALS "KY" range, funnel entry




pin terminals



Conductor Size sqmm (AWG)	Ref.	Dimensions mm				Quantity Box/Bag
		Ø	B	P	L	
 0,25÷1,5 (22÷16)	RKYP 8	4,5	1,9	9,0	19,8	3.500/100
	RKYP 10	4,5	1,9	10,0	20,8	3.500/100
	RKYP 12	4,5	1,9	12,0	22,8	3.000/100
 1,5÷2,5 (16÷14)	BKYP 8	5,2	1,9	9,0	19,8	3.000/100
	BKYP 10	5,2	1,9	10,0	20,8	3.000/100
	BKYP 12	5,2	1,9	12,0	22,8	3.000/100
 4÷6 (12÷10)	GKYP 14	7,0	2,8	14,0	27,0	1.500/100

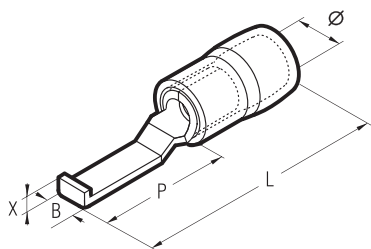
blade terminals



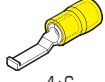


Conductor Size sqmm (AWG)	Ref.	Dimensions mm				Quantity Box/Bag
		Ø	B	P	L	
 0,25÷1,5 (22÷16)	RKY-PP 12	4,5	3,0	13,0	23,8	3.500/100
	RKY-PP 12/19	4,5	2,0	18,0	28,8	3.500/100
	RKY-PP 16/23	4,5	2,2	18,0	28,8	2.500/100
 1,5÷2,5 (16÷14)	BKY-PP 12	5,2	3,0	13,0	23,8	2.500/100
	BKY-PP 12/25	5,2	2,4	13,0	23,8	2.500/100
	BKY-PP 16/23	5,2	2,2	18,0	28,8	2.500/100
 4÷6 (12÷10)	GKY-PP 12	7,0	4,0	14,0	27,0	1.000/100
	GKY-PP 17	7,0	2,0	18,0	31,0	1.000/100

Consult Cembre for a wider range of pin and blade dimensions.

Hooked Blade Terminals



Conductor Size sqmm (AWG)	Ref.	Dimensions mm					Quantity Box/Bag
		Ø	B	P	L	X	
 0,25÷1,5 (22÷16)	RKY-PPL 30	4,5	3,0	16,8	28,2	2,1	3.000/100
	RKY-PPL 46	4,5	4,6	16,8	28,2	2,1	3.000/100
 1,5÷2,5 (16÷14)	BKY-PPL 30	5,2	3,0	16,8	28,2	2,1	2.500/100
	BKY-PPL 46	5,2	4,6	16,8	28,2	2,1	2.500/100
 4÷6 (12÷10)	GKY-PPL 46	7,0	4,6	17,2	30,2	2,4	1.000/100

Cembre SpA

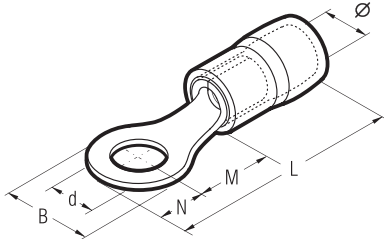
Via Serenissima, 9 - 25135 Brescia (Italy)

Tel.: +39 030 36921 - Fax: +39 030 3365766

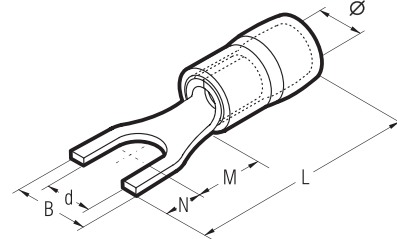
Web: www.cembre.com - Email: info@cembre.com




REINFORCED PA 6.6 INSULATED TERMINALS "KY" range, funnel entry




ring terminals



fork/spade terminals



Conductor Size sqmm (AWG)	Ø Stud mm	Ref.	Dimensions mm							Quantity Box/Bag
			Ø	B	M	N	L	d		
	3	RKY-M 3	4,5	5,5	5,0	2,5	18,5	3,2	3.000/100	
	3,5	RKY-M 3.5	4,5	5,5	5,0	2,5	18,5	3,7	3.000/100	
	3,5	RKY-M 3.5/1	4,5	6,6	6,3	3,1	20,4	3,7	3.000/100	
	4	RKY-M 4	4,5	6,6	6,3	3,1	20,4	4,3	3.000/100	
	5	RKY-M 5	4,5	8,0	7,0	3,8	21,8	5,3	3.000/100	
	6	RKY-M 6/1	4,5	11,6	11,0	5,8	27,8	6,4	3.000/100	
	8	RKY-M 8	4,5	11,6	11,0	5,8	27,8	8,4	2.500/100	
	0,25÷1,5 (22÷16)	10	RKY-M 10	4,5	13,6	13,9	6,6	31,5	10,5	1.500/100
	12	RKY-M 12	4,5	19,6	16,0	9,4	36,4	13,0	1.500/100	
	3	BKY-M 3	5,2	6,6	4,8	3,0	18,8	3,2	2.500/100	
	3,5	BKY-M 3.5	5,2	6,6	4,8	3,0	18,8	3,7	2.500/100	
	3,5	BKY-M 3.5/1	5,2	6,6	6,3	3,1	20,4	3,7	2.500/100	
	4	BKY-M 4	5,2	8,5	7,8	4,0	22,8	4,3	2.500/100	
	5	BKY-M 5	5,2	8,5	7,8	4,0	22,8	5,3	2.500/100	
	6	BKY-M 6/1	5,2	12,0	11,0	5,8	27,8	6,4	2.500/100	
	8	BKY-M 8	5,2	12,0	11,0	5,8	27,8	8,4	1.500/100	
	1,5÷2,5 (16÷14)	10	BKY-M 10	5,2	13,6	13,9	6,6	31,5	10,5	1.500/100
	12	BKY-M 12	5,2	19,2	16,0	9,4	36,4	13,0	1.000/100	
	3,5	GKY-M 3.5	7,0	7,2	6,1	3,6	22,7	3,7	1.000/100	
	4	GKY-M 4	7,0	9,5	9,1	4,5	26,6	4,3	1.000/100	
	5	GKY-M 5	7,0	9,5	9,1	4,5	26,6	5,3	1.000/100	
	6	GKY-M 6	7,0	12,0	10,5	6,0	29,5	6,4	1.000/100	
	8	GKY-M 8	7,0	15,0	13,5	7,5	34,0	8,4	1.000/100	
	10	GKY-M 10	7,0	15,0	13,5	7,5	34,0	10,5	1.000/100	
	12	GKY-M 12	7,0	19,2	16,0	9,6	38,6	13,0	1.000/100	
	4÷6 (12÷10)	14	GKY-M 14	7,0	32,0	25,2	16,0	54,2	15,0	500/100
	16	GKY-M 16	7,0	32,0	25,2	16,0	54,2	17,0	500/100	

Conductor Size sqmm (AWG)	Ø Stud mm	Ref.	Dimensions mm							Quantity Box/Bag
			Ø	B	M	N	L	d		
	3	RKY-U 3	4,5	5,7	6,5	4,5	22,0	3,2	3.000/100	
	3,5	RKY-U 3.5	4,5	5,7	6,5	4,5	22,0	3,7	3.000/100	
	4	RKY-U 4	4,5	6,4	6,5	4,5	22,0	4,3	3.000/100	
	5	RKY-U 5	4,5	8,1	6,5	4,5	22,0	5,3	3.000/100	
	6	RKY-U 6	4,5	9,5	6,5	4,5	22,0	6,4	3.000/100	
	6	RKY-U 6/1	4,5	12,0	11,0	6,0	28,0	6,4	3.000/100	
	0,25÷1,5 (22÷16)	10	RKY-U 10	4,5	13,6	13,9	6,6	31,5	10,5	1.500/100
		12	RKY-U 12	4,5	19,6	16,0	9,4	36,4	13,0	1.500/100
	3	BKY-U 3	5,2	5,7	6,5	4,5	22,0	3,2	2.500/100	
	3,5	BKY-U 3.5	5,2	6,0	6,5	4,5	22,0	3,7	2.500/100	
	4	BKY-U 4	5,2	6,4	6,5	4,5	22,0	4,3	2.500/100	
	5	BKY-U 5	5,2	7,9	6,5	4,5	22,0	5,3	2.500/100	
	6	BKY-U 6	5,2	9,3	6,5	4,5	22,0	6,4	2.500/100	
	6	BKY-U 6/1	5,2	12,0	11,0	6,0	28,0	6,4	2.000/100	
	1,5÷2,5 (16÷14)	10	BKY-U 10	5,2	13,6	13,9	6,6	31,5	10,5	1.500/100
		12	BKY-U 12	5,2	19,2	16,0	9,4	36,4	13,0	1.000/100
	3,5	GKY-U 3.5	7,0	7,2	7,5	3,9	24,4	3,7	1.500/100	
	4	GKY-U 4	7,0	7,2	7,5	3,9	24,4	4,3	1.000/100	
	5	GKY-U 5	7,0	9,0	7,0	5,5	25,5	5,3	1.000/100	
	6	GKY-U 6	7,0	12,0	12,0	6,5	31,5	6,4	1.000/100	
	8	GKY-U 8	7,0	14,0	10,5	7,0	30,5	8,4	1.000/100	
	4÷6 (12÷10)	14	GKY-U 14	7,0	32,0	25,2	16,0	54,2	15,0	500/100
		16	GKY-U 16	7,0	32,0	25,2	16,0	54,2	17,0	500/100

Consult Cembre for a wider range of pin and blade dimensions.

Cembre SpA

Via Serenissima, 9 - 25135 Brescia (Italy)

Tel.: +39 030 36921 - Fax: +39 030 3365766

Web: www.cembre.com - Email: info@cembre.com